

# Surgery in the past- Quiz

Select the option that best answers the following

**1. A red and white pole is often found outside a Barber shop. What do the red and white colours stand for?**

- Hot and cold
- Blood and bones
- Blood and bandages
- Short hair and long hair



**2. In the 17th Century, barbers would be trained to carry out surgery as well as cut hair. What part of a patient's body would a barber surgeon remove with this instrument?**

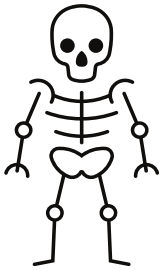
- Finger
- Tooth
- Appendix
- Toe nail



**3. In the 17th Century, this ornate bowl was used in the most common procedure carried out by surgeons. Which substance would be collected in this bowl?**

- Vomit
- Urine
- Kidney stones
- Blood





**4. In medieval times, doctors would use the ancient Greek idea of balancing the four humours (liquids) found in the body to work out why a patient was ill. These included phlegm (snot), yellow bile, black bile and which other liquid?**

- Blood
- Urine
- Vomit
- Sweat


  
  
  



**5. In 1846, Robert Liston, was the first surgeon in Britain to carry out an amputation on a patient using which new medical invention.**

- Electric saw
- Anaesthetic (pain relief)
- Rubber gloves
- X-ray



**6. The picture is of a surgical drill used to cut a hole in the human body. Where on the body would the surgeon use this drill?**

- Ribs
- Thigh
- Skull
- Shoulder

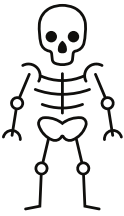


**7. The first public dissection of a human body in Scotland took place in 1702 at the Royal College of Surgeons of Edinburgh. At the time, what was the only legal way for a surgeon to obtain a dead human body for dissection?**

- An organ donor
- Dig up a buried body in a graveyard
- Remove a body from a coffin
- An executed criminal





## Answers and teachers notes: Surgery in the past Quiz

1. Blood and bandages. During the 16th & 17th Centuries, barbers would also carry out surgical procedures due to their skill in using sharp instruments. The red represents blood and the white is for bandages used to stop the flow of blood after the surgery.

2. Tooth. A common operation for a Barber Surgeon to perform was the extraction of a tooth. A tooth key would be used to remove a tooth, the claw would be tightened over the tooth and the handle would be turned to extract the tooth. Before the discovery of anaesthetics, it was important to be able to remove the tooth as quickly as possible.

3. Blood. One of the most common procedures carried out by a Barber Surgeon was bloodletting. This involved draining a small amount of blood from a patient, often into a bowl like this one. The Barber Surgeon would use a lancet (like a razor) to cut the vein in your forearm and allow the blood to flow into the bowl.

This bowl could also be used as a shaving bowl, demonstrating the dual trades of a Barber Surgeon.

4. Blood. Up until the 18th Century, doctors used medical theory from ancient Greece called the four humours. It was believed that the body was kept in balance by four humours (liquids), these included phlegm, yellow bile, black bile and blood. It was thought that an imbalance in these humours led to ill health. For example, if you had a high temperature it was thought that you had too much blood in your system and the correct treatment would be to remove blood from your body.

5. Anaesthetic. Ether was first used as anaesthetic by dentists in Boston, USA. However, the first public use of ether in Britain was on the 21st December, 1846, when Robert Liston carried out an amputation of the leg at the University College Hospital, London. Afterwards, the Scottish doctor, James Young Simpson, inspired by Liston's operation, went on to develop the use of chloroform as an anaesthetic and pioneer pain-free surgery.

6. Skull. Trepanning (or trephination) is a surgical technique in which a hole is drilled or scraped into the human skull. It is considered to be the oldest known surgical procedure. Evidence of skulls with holes have been found in ancient burial sites dating back 7000 years when sharp stones would have been used instead of a drill to make the hole.

7. An executed criminal. In the 16th century, legislation granted the Incorporation of Surgeons and Barbers (now known as the Royal College of Surgeons of Edinburgh) the body of one executed criminal for the use of teaching anatomy to trainee surgeons. By the 19th Century, Edinburgh was an international centre for medical education and the increasing demand for bodies to dissect resulted in the illegal activity of 'grave robbing', the removal of recently buried bodies from graves.