



SURGEONS' HALL  
MUSEUMS



# Visual Storyboard

# Contents Page

<b>3</b>	<b>Arriving at the museum</b>
<b>9</b>	<b>Museum Staff</b>
<b>11</b>	<b>Museum Layout</b>
<b>12</b>	<b>Level 3- History of Surgery Museum</b>
<b>13</b>	<b>Level 3- Temporary Exhibition</b>
<b>14</b>	<b>Level 3- Anatomy Lab</b>
<b>15</b>	<b>Level 3- Shop</b>
<b>16</b>	<b>Level 2- Lower Wohl Pathology Museum</b>
<b>17</b>	<b>Level 4- Upper Wohl Pathology Museum</b>
<b>18</b>	<b>Level 5- Dental Collection &amp; Techniques and Technology</b>
<b>19</b>	<b>Level 5- Body Voyager</b>
<b>22</b>	<b>Toilets</b>
<b>23</b>	<b>Health and Safety</b>
<b>24</b>	<b>Further Information</b>



**This is Surgeons' Hall Museums. The museum explores the history of surgery and has a large pathology collection. This means there are human remains on display.**





**The museum is  
located on Nicolson  
Street. You enter  
the museum  
grounds through  
this gate.**





**This will take you  
into our courtyard  
where you will see 4  
statues. There are  
benches to sit on in  
this courtyard.**






**You will enter the  
building through the  
glass doors.**





**You can find the  
museum on level 3.  
You can access level  
3 via the stairs or lift  
which can be found  
behind the  
staircase.**



**When you reach  
level 3, you will go  
through this door to  
our reception.**






**Here you will find  
our ticket desk  
where our Visitor  
Services team will  
sell you your ticket  
and answer any  
questions.  
Tickets for the  
museum cannot be  
purchased online.**



**Museum staff wear a black uniform with the Surgeons' Hall Museum logo on it.**

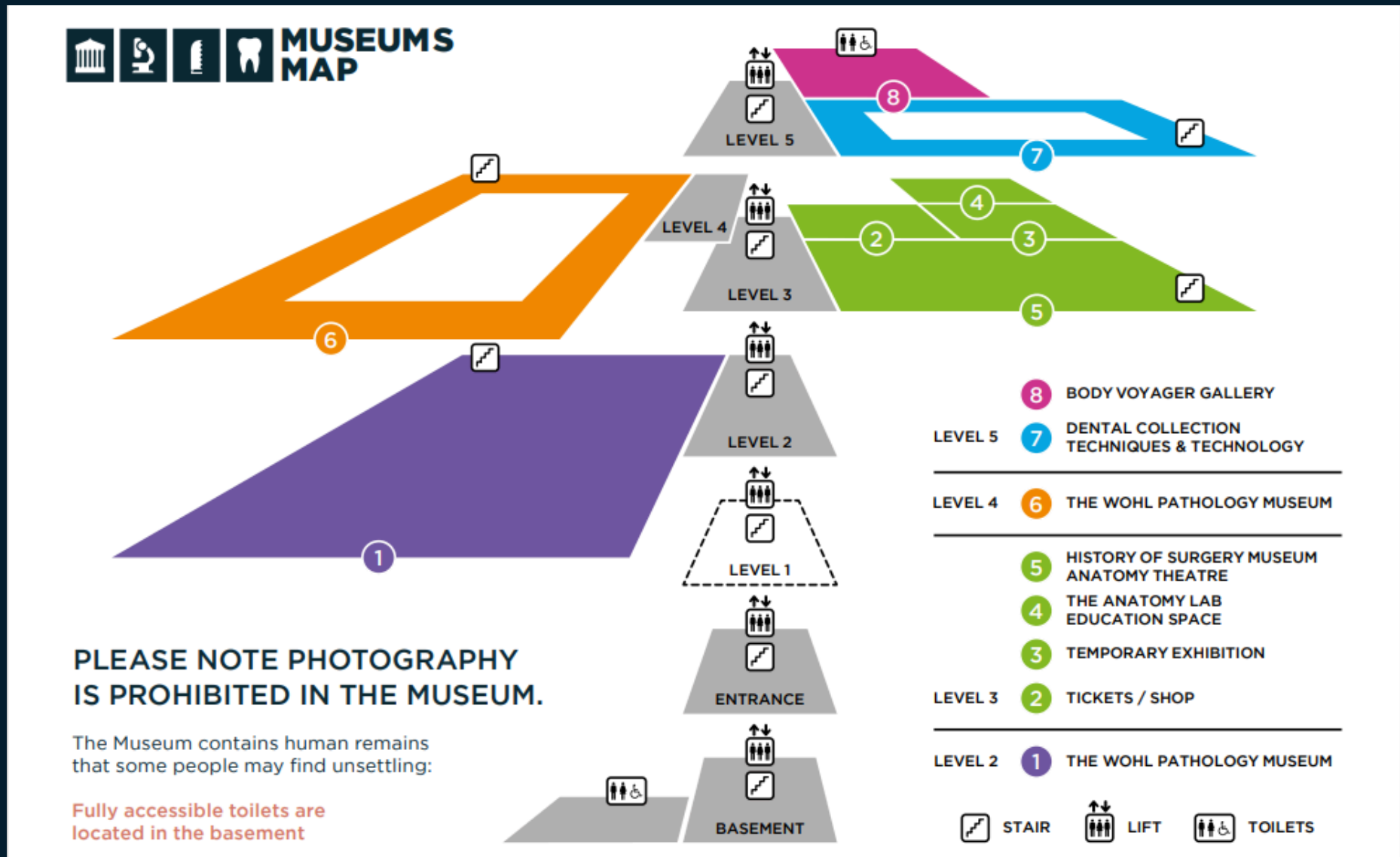


**They will also be wearing a lanyard with The Royal College of Surgeons of Edinburgh on it.**





The museum is spread out over 4 floors. You will be given a map when you arrive.



**Our History of Surgery museum is located on level 3. In the middle of the gallery is a recreation of a dissection. Some visitors may find this loud.**



**There are lots of glass cases in this area which contain old surgical instruments and human remains. There are also paintings and statues in this area.**





**The temporary exhibition is on level 3 beside our ticket desk. The layout of this space will change depending on the exhibition.**



**The Anatomy Lab is our education space. Schools use this area with our Learning Officer. This space is often closed.**





**Our gift shop is a small space beside the ticket desk on level 3.**





**Our Wohl Pathology Museum is split over 2 levels. Lower pathology can be found on level 2. On this level there are human remains on display. There are also some videos with audio that play on this level.**



***Level 2- Lower Wohl Pathology Museum***



**The upper level of the Wohl Pathology museum can be found on level 4. There are human remains on display in this area. The sound from the lower gallery can travel up to the upper level.**





**Our Dental Collection and Techniques and Technology galley can be found on level 5. As this space is open above the History of Surgery Museum, the sounds from level 3 can be heard up here too.**





**Body Voyager can be found on level 5. You need to go through this glass door to enter. Sometimes this door is closed and you will have to open it.**



**Body Voyager lighting levels are different from other spaces in the museum. When you walk through the glass door you will see a large projection of a beating heart. You will hear the heart beat as well as some people talking over the heartbeats.**





**Body Voyager  
looks at the  
development and  
use of robotics in  
surgery. There are  
several of  
interactives for  
visitors to use.  
There are some  
human remains on  
display in this area.**



**We have toilets  
located in the  
basemnet on -1 and  
in our Body  
Voyager gallery on  
level 5.**





**The fire alarm is very loud. If it goes off during your visit a member of staff will help you evacuate the building. You will be asked to wait outside until a member of staff tells you it is safe to re-enter the building.**



**We hope to see you soon. If you have any questions, please get in touch.**

**Phone 0131 527 1711**

**email [museum@rcsed.ac.uk](mailto:museum@rcsed.ac.uk)**

**The museum is busiest at the weekends and during school holidays. It is quietest when we first open at 10am.**

**Please check our website <https://museum.rcsed.ac.uk> for full visitor information.**

**This storyboard was created in July 2023.**